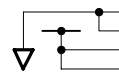


記号について

- スルーホール: デフォルトで接続又は半田ジャンパ
- 通常のジャンパ
- 注 IC1の4辺に配置

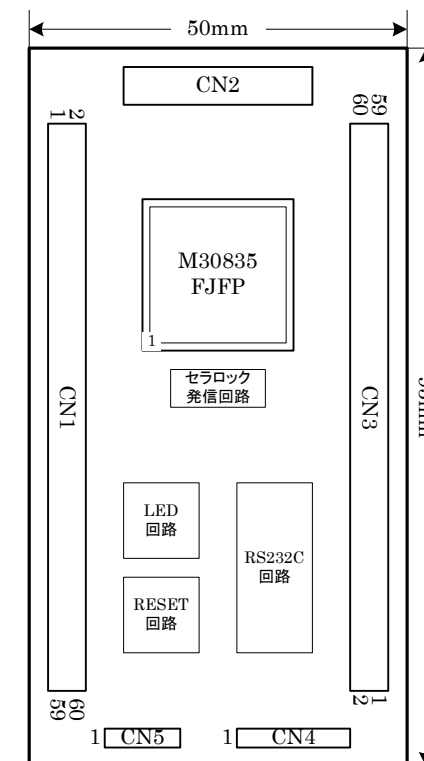

CN1	
PIN109	1 P10/D8
PIN110	2 P07/D7(AN07)
PIN111	3 P06/D6(AN06)
PIN112	4 P05/D5(AN05)
PIN113	5 P04/D4(AN04)
PIN114	6 P114
PIN115	7 P113/OUTC13
PIN116	8 P112/OUTC12/INPC12/ISRxD1/BE1in
PIN117	9 P111/OUTC11/INPC11/ISCLK1
PIN118	10 P110/OUTC10/ISTxD1/BE1out
PIN119	11 P03/D3(AN03)
PIN120	12 P02/D2(AN02)
PIN121	13 P01/D1(AN01)
PIN122	14 P00/D0(AN00)
PIN123	15 P157/AN17/INPC07
PIN124	16 P156/AN16/INPC06
PIN125	17 P155/AN15/INPC05/OUTC05
PIN126	18 P154/OUTC04/INPC04/AN14
PIN127	19 P153/AN13/INPC03
PIN128	20 P152/AN12/INPC02/ISRxD0/BE0in
PIN129	21 P151/AN11/INPC01/OUTC01/ISCLK0
PIN131	22 P150/AN10/INPC00/OUTC00/ISTXD0/BE0OUT
PIN133	23 P107/AN7/KI3*
PIN134	24 P106/AN6/KI2*
PIN135	25 P105/AN5/KI1*
PIN136	26 P104/AN4/KI0*
PIN137	27 P103/AN3
PIN138	28 P102/AN2
PIN139	29 P101/AN1
PIN140	30 AVss
PIN141	31 P100/AN0
PIN142	32 Vref
PIN143	33 AVcc
PIN144	34 P97/ADtrg*/RxD4/SCL4/STxD4
PIN1	35 P96/ANEX1/TxD4/SDA4/SRxD4
PIN2	36 P95/ANEX0/CLK4
PIN3	37 P94/DA1/TB4in/CTS4*/RTS4*/SS4*
PIN4	38 P93/DA0/TB3in/CTS3*/RTS3*/SS3*
PIN5	39 P92/TB2in/TxD3/SDA3/SRxD3/OUTC20/IEout
PIN6	40 P91/TB1in/RxD3/SCL3/STxD3/IEin
PIN7	41 P90/TB0in/CLK3
PIN8	42 P146
PIN9	43 P145
PIN10	44 P144
PIN11	45 P143/OUTC17/INPC17
PIN12	46 P142/OUTC16/INPC16
PIN13	47 P141/OUTC15
PIN14	48 P140/OUTC14
PIN15	49 BYTE
PIN17	50 P87/Xcin/Vcont
PIN18	51 P86/Xcout
PIN19	52 RESET*
	53 NC
	54 NC
	55 NC
	56 NC
	57 GND
	58 GND
	59 5V
	60 5V



CN2	
PIN87	1 P123/OUTC33
PIN88	2 P122/OUTC32/ISRxD3/HDRxD
PIN89	3 P121/OUTC31/ISCLK3
PIN90	4 P120/OUTC30/ISTxD3/HDTxD
PIN92	5 P30/A8(MA0)/(D8)
PIN94	6 P27/A7(D7)/(AN27)
PIN95	7 P26/A6(D6)/(AN26)
PIN96	8 P25/A5(D5)/(AN25)
PIN97	9 P24/A4(D4)/(AN24)
PIN98	10 P23/A3(D3)/(AN23)
PIN99	11 P22/A2(D2)/(AN22)
PIN100	12 P21/A1(D1)/(AN21)
PIN101	13 P20/A0(D0)/(AN20)
PIN102	14 P17/D15/INT5*
PIN103	15 P16/D14/INT4*
PIN104	16 P15/D13/INT3*
PIN105	17 P14/D12
PIN106	18 P13/D11
PIN107	19 P12/D10
PIN108	20 P11/D9

CN3	
	1 NC
	2 NC
	3 NC
PIN24	4 P85/NMI*
PIN25	5 P84/INT2*
PIN26	6 P83/INT1*
PIN27	7 P82/INT0*/OUTC32/HDRxD/CANout
PIN28	8 P81/TA4in/U*/OUTC30/HDTxD
PIN29	9 P80/TA4out/U/INPC02/ISRxD0/BE0in
PIN30	10 P77/TA3in/INPC01/OUTC01/ISCLK0/CANin
PIN31	11 P76/TA3out/INPC00/OUTC00/ISTxD0/BE0out/CANout
PIN32	12 P75/TA2in/W*/INPC12/OUTC12/ISRxD1/BE1in
PIN33	13 P74/TA2out/W/INPC11/OUTC11/ISCLK1
PIN34	14 P73/TA1in/V*/CTS2*/RTS2*/SS2*/OUTC10/ISTxD1/BE1out
PIN35	15 P72/TA1out/V/CLK2
PIN36	16 P71/TB5in/TA0in/RxD2/SCL2/STxD2/OUTC22/ISRxD2/IEin
PIN37	17 P70/TA0out/TxD2/SDA2/SRxD2/OUTC20/ISTxD2/IEout
PIN38	18 P67/TxD1/SDA1/ISRxD1
PIN40	19 P66/RxD1/SCL1/STxD1
PIN42	20 P65/CLK1
PIN43	21 P64/CTS1*/RTS1*/SS1*/OUTC21/ISCLK2
PIN44	22 P63/TxD0/SDA0/SRxD0
PIN45	23 P62/RxD0/SCL0/STxD0
PIN46	24 P61/CLK0
PIN47	25 P60/CTS0*/RTS0*/SS0*
PIN48	26 P137/OUTC27(EXTC2)
PIN49	27 P136/OUTC21/ISCLK2
PIN50	28 P135/OUTC22/ISRxD2/IEin
PIN51	29 P134/OUTC20/ISTxD2/IEout
PIN52	30 P57/RDY*
PIN53	31 P56/ALE/RAS*
PIN54	32 P55/HOLD*
PIN55	33 P54/HLDA*/ALE
PIN56	34 P133/OUTC23
PIN58	35 P132/OUTC26
PIN60	36 P131/OUTC25
PIN61	37 P130/OUTC24
PIN62	38 P53/CLKout/BCLK/ALE
PIN63	39 P52/RD*/DW*
PIN64	40 P51/WRH*/BHE*/CASH*
PIN65	41 P50/WRL*/WR*/CASL*
PIN66	42 P127/OUTC37(EXTC3)
PIN67	43 P126/OUTC36
PIN68	44 P125/OUTC35
PIN69	45 P47/CS0*/A23*
PIN70	46 P46/CS1*/A22
PIN71	47 P45/CS2*/A21
PIN72	48 P44/CS3*/A20(MA12)
PIN73	49 P43/A19(MA11)
PIN75	50 P42/A18(MA10)
PIN77	51 P41/A17(MA9)
PIN78	52 P40/A16(MA8)
PIN79	53 P37/A15(MA7)(D15)
PIN80	54 P36/A14(MA6)(D14)
PIN81	55 P35/A13(MA5)(D13)
PIN82	56 P34/A12(MA4)(D12)
PIN83	57 P33/A11(MA3)(D11)
PIN84	58 P32/A10(MA2)(D10)
PIN85	59 P31/A9(MA1)(D9)
PIN86	60 P124/OUTC34

コネクタ位置



OAKS32-M30835FJGP回路図(3/3)